



WENDELBO

NOVA - Design by Wendelbo



TECHNICAL SPECIFICATIONS

STRUCTURE INTERIOR

Frame made of solid wood and mdf with nozag spring system.

STRUCTURE PADDING

High resilient variable density polyurethane foam.

SEAT

High resilient polyurethane seat cushion with a wrap of supersoft foam. Alternatively - high resilient polyurethane seat cushion with a wrap of down/feather & ball fibres in a downproof cambric divided into channels.

BACK / ARM

Down/feathers & ball fibres in a downproof cambric divided into channels.

COVER

Fixed, alternatively loose

LEGS

Brushed stainless steel or light oak

MAINTENANCE


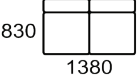
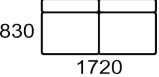

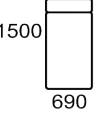
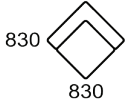
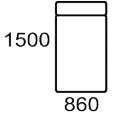

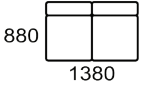
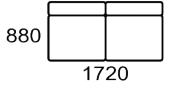
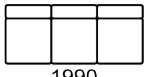

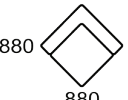



We recommend shaking and fluffing-up the cushions regularly to maintain the shape. This should be done after removing the cushions from the structure for improved air circulation. For maintenance of fabric and leather, please contact your retailer.



WENDELBO

NOVA - Design by Wendelbo



Module 1 (mm)  830 690	Module 2 (mm)  830 1380	Module 3 (mm)  830 1720	Module 4 (mm)  830 1990	Module 5 (mm)  1500 690	
Module 6 (mm)  830 830	Module 9 (mm)  1500 860	Module 10 (mm)  880 690	Module 11 (mm)  880 1380	Module 12 (mm)  880 1720	
Module 13 (mm)  880 1990	Module 14 (mm)  650 730	Module 15 (mm)  880 880	Module 18 (mm)  520 75	Module 19 (mm)  440 95	Module 20 (mm)  370 155